

BATTLE OF THE NUMBER 1 HITS

Which song was the bigger hit?

You will get to choose 4 songs from one year between 1960 and 1999. You may know your songs or you may not have heard your songs – you can pick whatever you choose. Then you will compare your 4 songs using several statistics to determine which one was the bigger hit.

You want to create an organized, well thought-out, display of all information below. Make it easy for the reader to understand all your data.

Choose your 4 songs based on the criteria on the song page.

For each of your songs, Mr. Mangham will provide you with how that tune performed while in the Top 40.

THE CHARTS SECTION

PART 1

- List the entire chart run in weekly order (do not rearrange)
- Weeks at #1 position
- Weeks in the top 10
- Weeks in the top 40

PART 2

- Using all the weeks in the Top 40 determine the:
 - Mean (tenth), median, mode, and range
 - First quartile, Third quartile, Interquartile range
 - Mean absolute deviation (tenth)

PART 3

- A separate dot plot of the Top 10 data for each song

PART 4

- A box plot of the data for each song all using the same number line

PART 5

- You choose how you want to complete the chart scoring system. Think carefully about what seems to be a fair scoring system using all your data.

PART 6

- Ranking – the songs listed first, second, third, fourth based on your scoring system
- Tiebreakers – 1. Weeks at #1 2. Weeks in Top 10 3. Weeks in Top 40

THE SURVEY SECTION

Next, survey at least 25 adults that have good knowledge of pop hits, including your 4 songs. Ask each person to rank the songs from 1st to 4th. With this information determine and create the following in the **SURVEY** section:

PART 1

- A table for each group showing all the results of your survey including the total points earned by each song.
 - Use the following to determine the total points:
1st place = 5 points, 2nd place = 3 points, 3rd place = 2 points, 4th place = 1 point

PART 2

- A bar graph showing the total points earned by each song

PART 3

- Ranking – the songs listed first, second, third, fourth based on the survey results
- Tiebreakers – 1. 1st place votes 2. 2nd place votes 3. 3rd place votes

THE PERSONAL OPINION SECTION

Make sure to listen to all 4 of your songs if you have not heard them before (Mr. Mangham can play them for you if you wish). With this information determine and create the following in the **SURVEY** section:

PART 1

- A brief opinion as to the strengths and/or weaknesses of each song. How does the song make you feel? What specifics about the song make you feel this way?

PART 2

- Ranking – the songs listed first, second, third, fourth based on your opinion. Award each song from 1 to 5 stars

PICTURE

You need to find one picture to print on a normal piece of computer paper. The picture should have something to do with the year in music that you are researching. It could be a picture of a band or singer, an album cover, etc. It would be great (but not required) if it related to your winning song. This will go next to your overall project

On the bottom list the OVERALL BATTLE CHAMPION based on all the rankings.

Tiebreakers – 1. Chart ranking 2. Survey ranking

What to turn in: Construction paper, Survey, Charts Part 1, 2, and 5 work

SURVEY QUESTION


Fill in both the song title and artist on this page before starting your survey.
This is the page you give to the person you are surveying.

Do you know these 4 songs? If so, would you please take a minute to participate in my survey?

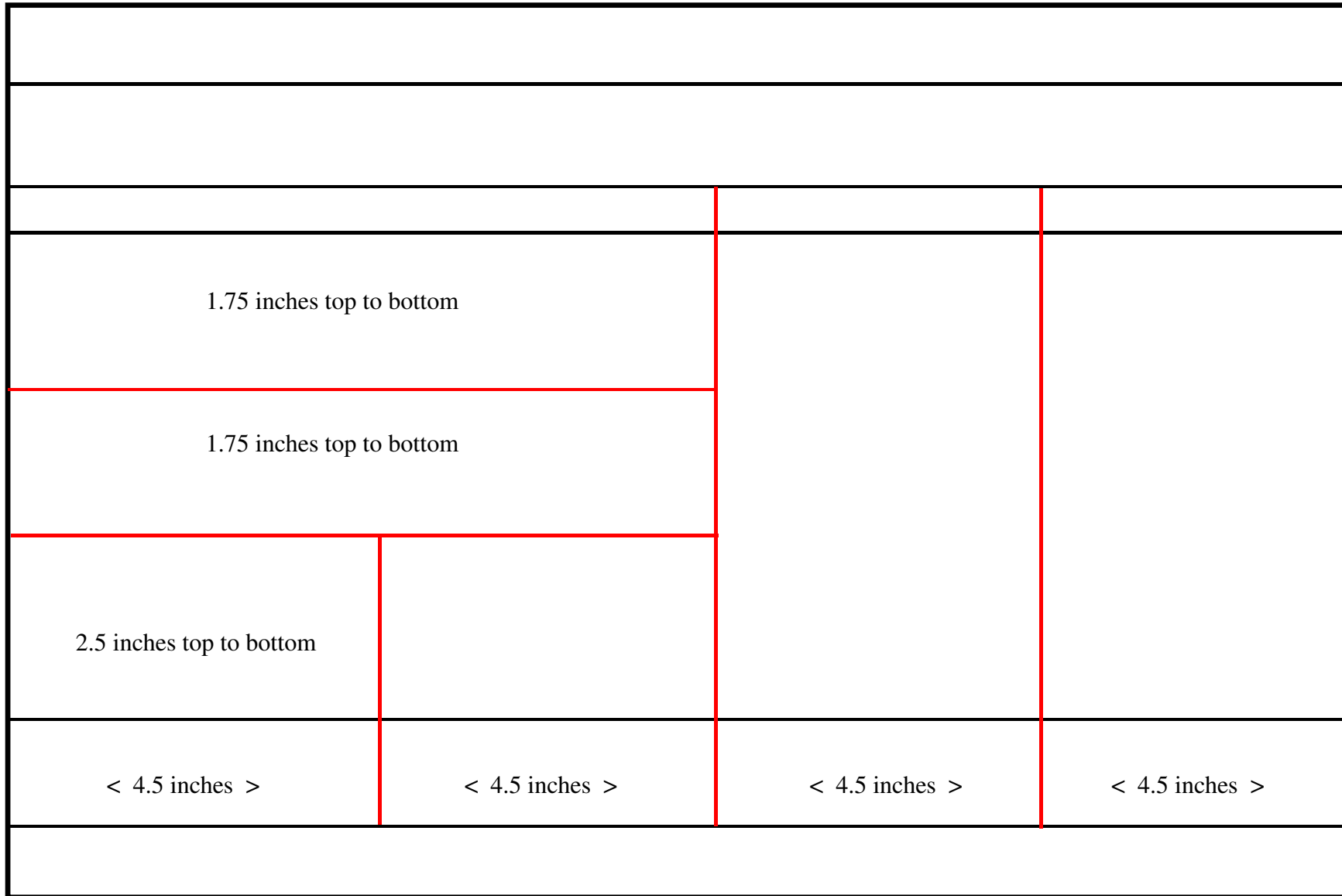
Please rank these songs in order from 1st to 4th with 1st being your favorite and 4th being your least favorite.

My Song Year:	
Title	Artist

STEP 1: Horizontal Lines



STEP 2: Vertical Lines plus small Horizontal Lines



STEP 3: Wording

1960: BATTLE OF THE NUMBER ONE HITS

SONG 1 vs. SONG 2 vs. SONG 3 vs. SONG 4
 Artist 1 Artist 2 Artist 3 Artist 4

THE CHARTS

SURVEY

PERSONAL OPINION

(insert chart run, #1, top 10, and Top 40)

(insert measures of center and spread)

(insert survey results in table and graph)

(insert personal opinion/ reaction to each song)

(insert dot plot)

(insert box plot)

(insert scoring system)

CHART RANKING

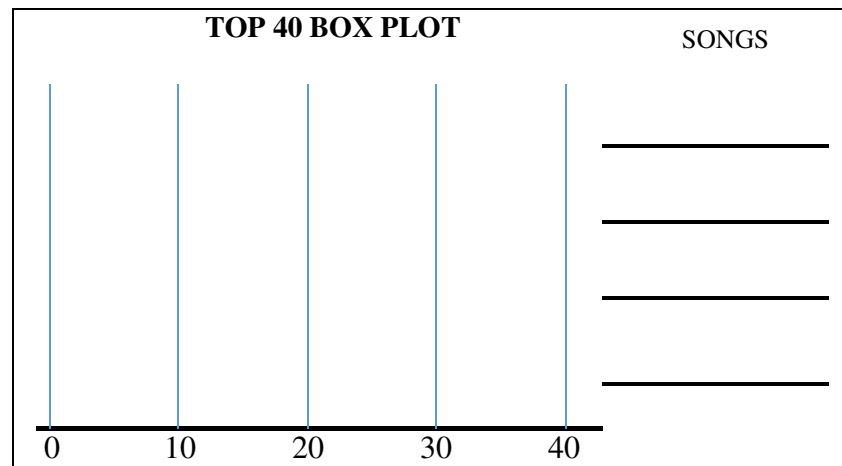

SURVEY RANKING

PERSONAL RANKING

OVERALL BATTLE CHAMPION: SONG – Artist

SONG	TOP 40 CHART RUN (in chronological order)	#1	TOP 10	TOP 40

SONG	MEAN	MEDIAN	MODE	RANGE	1 st Q	3 rd Q	IQR	MAD



MY CHART SCORING SYSTEM

Chart Position	Points	Chart Position	Points
#1		#6-10	
#2		#11-15	
#3		#16-20	
#4		#21-30	
#5		#31-40	

★ **CHART RANKING** ★

		POINTS
1.		
2.		
3.		
4.		

★ **SURVEY RANKING** ★

		POINTS
1.		
2.		
3.		
4.		

★ **PERSONAL RANKING** ★

		STARS
1.		☆☆☆☆☆
2.		☆☆☆☆☆
3.		☆☆☆☆☆
4.		☆☆☆☆☆

____ PEOPLE SURVEYED

SURVEY QUESTION: LIST THE 4 SONGS IN ORDER FROM YOUR FAVORITE TO YOUR LEAST FAVORITE. THE VOTE:

SONG	1 st	2 nd	3 rd	4 th	POINTS

TOTAL POINTS

MY PERSONAL OPINION
